

Recessed downlight - Opal diffuser - direct wide distribution

Housing made of die-cast aluminium painted in RAL 9016 traffic white, with driver, wired ready for use, aluminium heat sink for effective passive cooling and recessed opal diffuser panel to break up the ceiling appearance. With fixing springs for installation without tools, suitable for ceiling thickness of 10 mm – 20 mm. Housing colour white; Direct, wide-beam light distribution by means of a opal diffuser with textured surface. Integrated LED driver with luminaire wired ready for operation. Electrical connection via 1.0m long connection cable, 2x0.75mm². Recommended surface-mounting accessory RDES-AR 230 must be ordered separately. Adapter rings are available on request for installation in individual ceiling openings. Special accessory, cover for ceiling cut-out dimensions 240-260 mm on request.

CHARACTERISTICS

Order number	37673116640
EAN number	4020863344246
Commodity code	94051190
Certification mark	IP 44/20, Protection class II, F, Indoor, CE
Impact resistance (IK rating)	IK02
Ambient temperatur	ta 25°C
Special properties	Ready for IoT
Warranty period	5 years

ELECTRICAL ENGINEERING

Controller	Electronic driver DALI2 (1 pcs.)
System output	31W
Mains voltage	230V/50Hz
Circuit breakers (inrush current)	33 pieces/B10, 55 pieces/B16, 57 pieces/C10, 92 pieces/C16

LIGHTING TECHNOLOGY

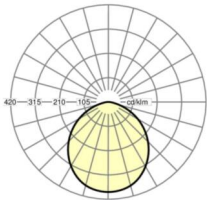

Placement	LED, Colour rendering/Light colour CRI ≥ 80 / 3000K
Colour tolerance (MacAdam)	5SDCM
Photobiological safety (Luminaire)	RG0
Nominal luminous flux	2912lm
LED service life	50000h L80/B50 (Tq 25°C)
Luminaire luminous efficiency	94lm/W
Beam angle	105°
UGR lat./long.	26.5 / 26.5

MECHANICS

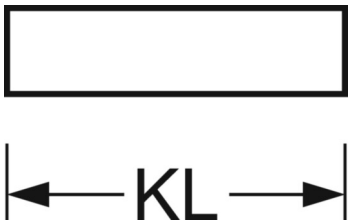
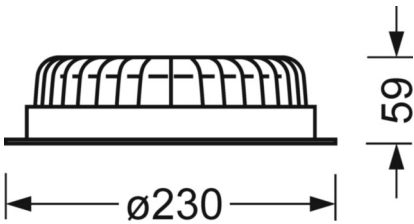
Housing colour	white
Dimensions (LxWxH/DxH)	230mm x 59mm
Depth	59mm
Ceiling system	cut-out ceilings [AD]
Ceiling cut-out (LxW/D)	215mm
Installation depth	110mm [AD]
Weight (net)	1.21kg
Type of installation	Ceiling installation individual mounting, Individual surface mounting

DEEP-LINK

<https://www.regiolux.de/en/article/37673116640>



Reference	LED 3000lm 830
ηLB	100 %
Φ ↓/↑	100 % / 0 %
UGR lat./long.	26.5 / 26.5



Dimensions

H	59 mm	Height
D	230 mm	Diameter
T	59 mm	Depth
DA	215 mm	Cutting dimension diameter
DS min	10 mm	Ceiling thickness minimum
DS max	20 mm	Ceiling thickness maximum
Et(AD)	110 mm	Ceiling distance minimum (cut-out ceiling)
KL	145 mm	Length luminaire head or box for ballasts
KB	67.5 mm	Width luminaire head or box for ballasts
KH	30 mm	Height luminaire head or box for ballasts

